

Community
Specific
Snap Shots

KENORA DISTRICT

2021 Kenora District Homelessness Enumeration Point-in-Time Count: Kenora



Communities and dates where a Point-in-Time Count was conducted:

Ear Falls	October 18
Red Lake	October 19
Machin	October 19
Sioux Narrows/Nestor Falls	October 19
Kenora	October 20
Dryden	October 20
Sioux Lookout	October 20
Ignace	October 21
Pickle Lake	October 21



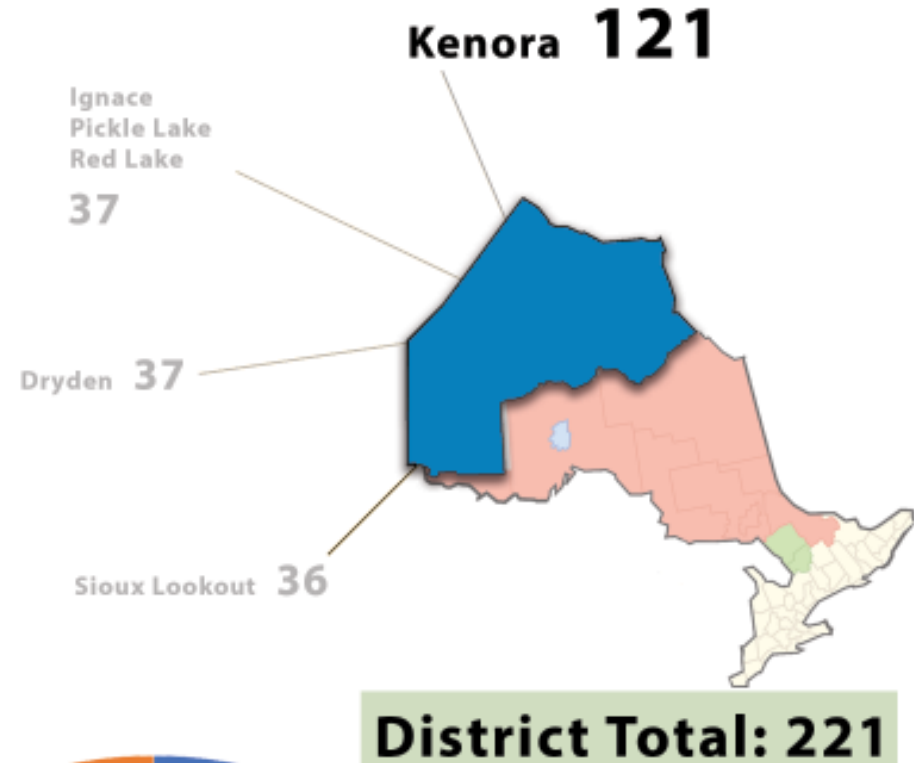
Gender identity of individuals surveyed:

Male	65%
Female	32%
Transgender, Two-Spirit, Genderqueer	2%

Racial identity of the homeless population in Kenora:

■ Indigenous
 ■ Non-Indigenous

Total number of homeless individuals by community:



Challenges impacting the homeless population in Kenora:

■ Yes
 ■ No
 ■ Don't Know

Illness/Medical Condition



Physical Limitations



Learning or Cognitive Limitations



Substance Use Issue



Mental Health Issue



Use of an Emergency Shelter in the past year:

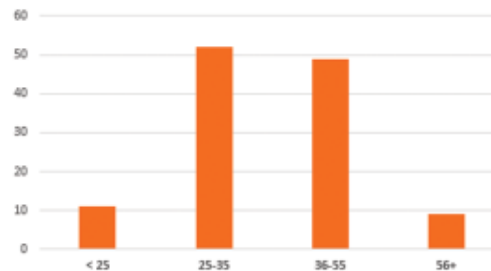
70%

of Kenroa's homeless population said: YES.

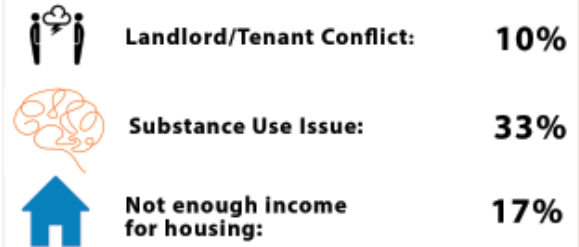
63%

of Kenora's homeless population has experienced Foster Care.

Age of homeless individuals:



Top 3 reasons given for homelessness:



2021 Kenora District Homelessness Enumeration Point-in-Time Count: **Dryden**



Communities and dates where a Point-in-Time Count was conducted:

Ear Falls	October 18
Red Lake	October 19
Machin	October 19
Sioux Narrows/Nestor Falls	October 19
Kenora	October 20
Dryden	October 20
Sioux Lookout	October 20
Ignace	October 21
Pickle Lake	October 21



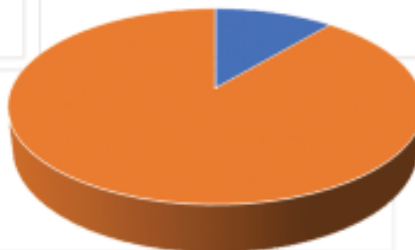
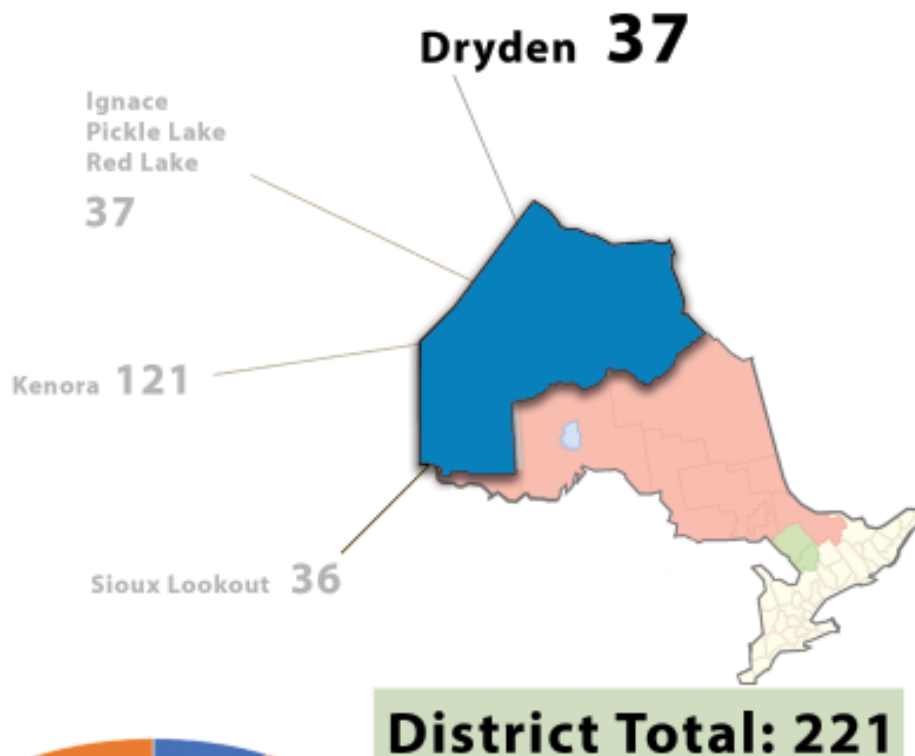
Gender identity of individuals surveyed:

Male	33%
Female	61%
Transgender, Two-Spirit, Genderqueer	6%

Racial identity of the homeless population in Dryden:

■ Indigenous
 ■ Non-Indigenous

Total number of homeless individuals by community:



Challenges impacting the homeless population in Dryden:

■ Yes
 ■ No
 ■ Don't Know

Illness/Medical Condition



Physical Limitations



Learning or Cognitive Limitations



Substance Use Issue



Mental Health Issue



Use of an Emergency Shelter in the past year:

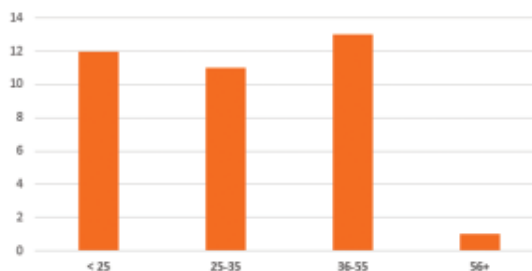
39%

of Dryden's homeless population said: **YES.**

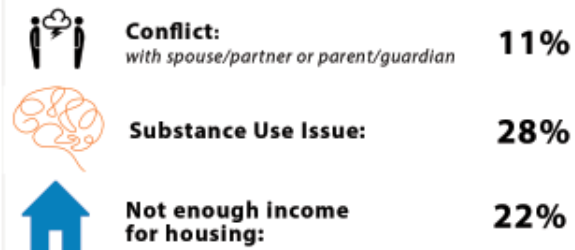
56%

of Dryden's homeless population has experienced Foster Care.

Age of homeless individuals:



Top 3 reasons given for homelessness:



2021 Kenora District Homelessness Enumeration Point-in-Time Count: **Sioux Lookout**



Communities and dates where a Point-in-Time Count was conducted:

Ear Falls	October 18
Red Lake	October 19
Machin	October 19
Sioux Narrows/Nestor Falls	October 19
Kenora	October 20
Dryden	October 20
Sioux Lookout	October 20
Ignace	October 21
Pickle Lake	October 21



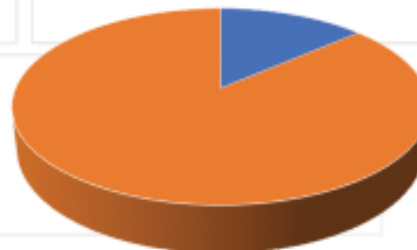
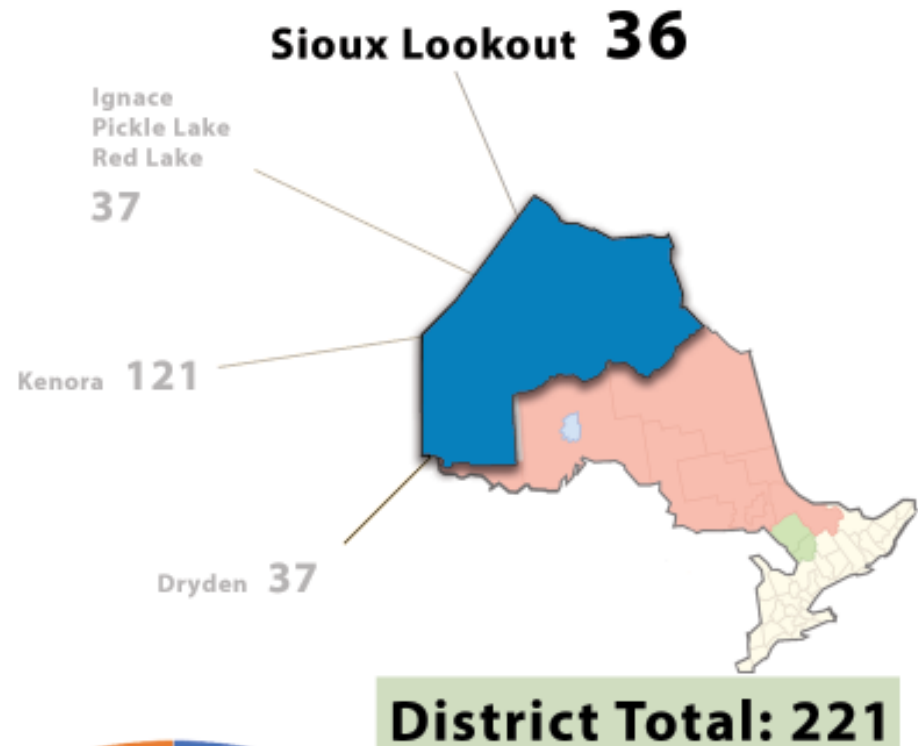
Gender identity of individuals surveyed:

Male	52%
Female	44%
Transgender, Two-Spirit, Genderqueer	0%

Racial identity of the homeless population in Sioux Lookout:

■ Indigenous
 ■ Non-Indigenous

Total number of homeless individuals by community:



Challenges impacting the homeless population in **Sioux Lookout**:

■ Yes
 ■ No
 ■ Don't Know

Illness/Medical Condition



Physical Limitations



Learning or Cognitive Limitations



Substance Use Issue



Mental Health Issue



Use of an Emergency Shelter in the past year:

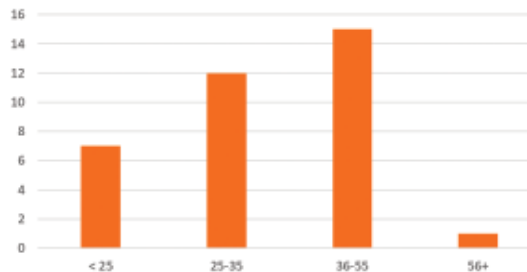
91%

of Sioux Lookout's homeless population said: **YES.**

52%

of Sioux Lookout's homeless population has experienced Foster Care.

Age of homeless individuals:



Top 3 reasons given for homelessness:



2021 Kenora District Homelessness Enumeration

Point-in-Time Count: Ignace, Pickle Lake, Red Lake



Communities and dates where a Point-in-Time Count was conducted:

Ear Falls	October 18
Red Lake	October 19
Machin	October 19
Sioux Narrows/Nestor Falls	October 19
Kenora	October 20
Dryden	October 20
Sioux Lookout	October 20
Ignace	October 21
Pickle Lake	October 21



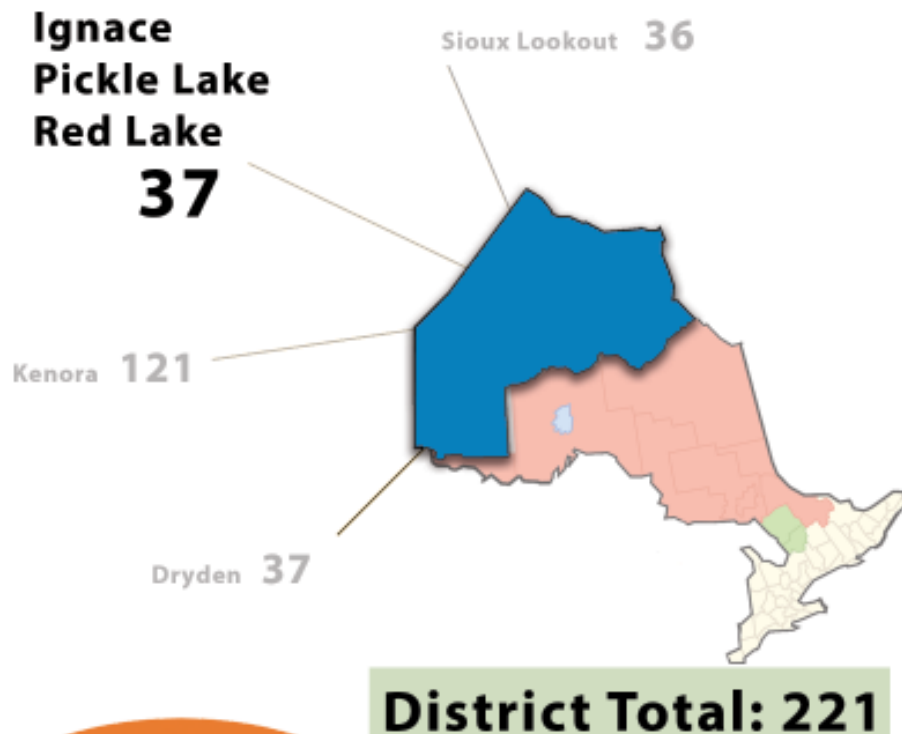
Gender identity of individuals surveyed:

Male	53%
Female	41%
Transgender, Two-Spirit, Genderqueer	6%

Racial identity of the homeless population who provided an answer:

■ Indigenous
 ■ Non-Indigenous

Total number of homeless individuals by community:



Challenges impacting the homeless population in Ignace, Pickle Lake, Red Lake:

■ Yes
 ■ No
 ■ Don't Know

Illness/Medical Condition



Physical Limitations



Learning or Cognitive Limitations



Substance Use Issue



Mental Health Issue



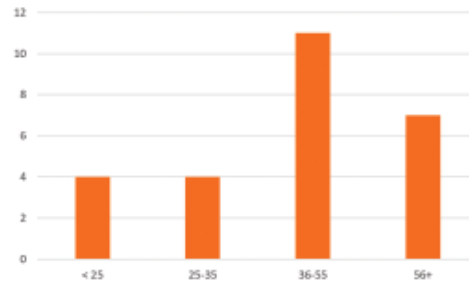
Use of an Emergency Shelter in the past year:

30%

of Ignace, Red Lake, Pickle Lake homeless population said: **YES.**

11% of Ignace, Red Lake, Pickle Lake homeless population has experienced Foster Care.

Age of homeless individuals:



Top 3 reasons given for homelessness:



Physical Health Issue: **32%**



Substance Use Issue: **32%**



Mental Health Issue: **24%**